

# How to make a fundraising page for the Clipper Race 2015-16 and join Team Olivier.

---

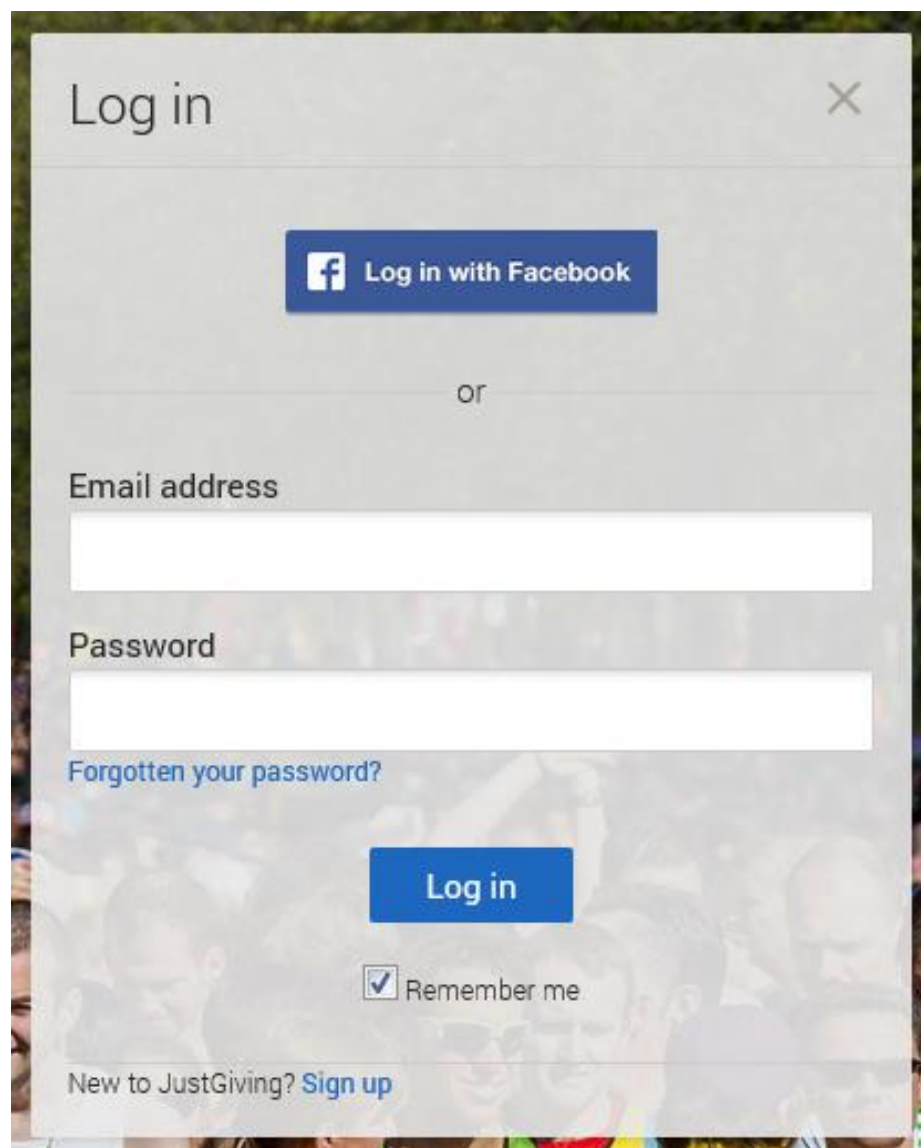
## Step 1

Select this link: [Team Olivier 2015 Sign Up](#)

## Step 2

Login to your JustGiving account or create a new account

- Enter your email address.
- Type in your password
- Click on **Make your page**.



The image shows a 'Log in' modal window with a close button (X) in the top right corner. Below the title, there is a blue button with the Facebook logo and the text 'Log in with Facebook'. Underneath this is the word 'or' centered. There are two input fields: 'Email address' and 'Password'. Below the password field is a blue link that says 'Forgotten your password?'. At the bottom of the form is a blue 'Log in' button. Below the button is a checked checkbox followed by the text 'Remember me'. At the very bottom, there is a link that says 'New to JustGiving? Sign up'.

## Step 3

# Finalise your fundraising page

- Your charity and event have been chosen for you.
- Choose a JustGiving web address for your appeal page. It can't include spaces - only letters, numbers and hyphens. We recommend choosing something short and relevant to the appeal.
- Click on **Create your page**.

**JustGiving**

You're creating a fundraising page for  
Brighton Marathon 2013

You're raising money for  
The Demo Charity

## Let's finalise your selection

Just fill in a few details below and you'll be able to start fundraising straight away.

### Your event



Brighton Marathon 2013

I'm doing this event in memory of someone

### Is your charity contributing to the cost of your fundraising?

(eg Paying for your travel, accommodation or entry fee.)

If so, some donations may not be eligible for Gift Aid.

No

Yes

### Stay up to date...

with your charity's news about how your support is helping.

with JustGiving's news, tips and inspiring stories.

### Choose your JustGiving web address

www.justgiving.com

Create your page

## Step 4


# Personalise your fundraising page

Your fundraising page is now live, linked to your company profile, and ready to take donations.

You can change the title of the page to the specific appeal through clicking on the 'edit' button in the Page basics section.

You can also add photos, a video, and a story to tell people about your fundraising activity.

Personalise your page Save and continue



 [Change image](#)

**Your page headline**  
Company's page

**What's your fundraising goal?**  
GBP 0

**Tell us what you are doing and why**  
I am ...  
because ...

**Other participants**  
Is anyone else involved? Enter their names here

**Tell your supporters your story**  
**B I U**    
Thanks for taking the time to visit my JustGiving page.  
Donating through JustGiving is simple, fast and totally secure. Your details are safe with JustGiving – they'll never sell them on or send unwanted emails. Once you donate, they'll send your money directly to the charity. So it's the most efficient way to donate – saving time and cutting costs for the charity.

Save my story

# Step 5

## Join your team

- Go to your team page [Team Olivier 2015](#)
- Select **join team**.
- Your page will appear under **Your fundraising pages**. To add your fundraising page to your team page, select **Add page**.

### Our teams

Why not create a team of your own...

[Create new team](#)

#### Demo Plc Finance

Amount raised <b>£0.00</b>	Target <b>£0.00</b>
Members <b>2</b>	<a href="#">Join team</a> <a href="#">View team page</a>

#### Demo Plc Sales

Amount raised <b>£0.00</b>	Target <b>£0.00</b>
Members <b>0</b>	<a href="#">Join team</a> <a href="#">View team page</a>

### Your fundraising pages:

	<b>Joe Bloggs</b> Joe's fundraising page	Target: <b>£0.00</b>	<b>£0.00</b> <a href="#">0 donations</a>
			<a href="#">Add page</a>

Raising money for The Demo Charity

## Step 6

### Promote your fundraising page

Now all you need to do is spread the word and let people know how they can donate to your fundraising page.

- Email your colleagues with the link to your fundraising page.
- [Add a button to your email signature.](#)
- [Publish your appeal on Facebook.](#)
- [Spread the word on Twitter.](#)
- [Get a JustTextGiving code for your appeal and ask for text donations](#)

## Need any help?

Email us at

[companysupport@justgiving.com](mailto:companysupport@justgiving.com)

Or visit [justgiving.com/companies](https://www.justgiving.com/companies)